








THE CONTEMPLATIVE LANDSCAPE MODEL (CLM)*

* Olszewska, A., Marques, P. F., Ryan, R. L., & Barbosa, F. (2016). What makes a landscape contemplative? Environment and Planning B: Urban Analytics and City Science, 45(1), 7-25.

	Layers of the Landscape	Landform	Biodiversity	Colour & Light	Compatibility	Archetypal Elements ⁴	Character of Peace & Silence
							
6 5	<ul style="list-style-type: none"> ·Far-distance view ($\geq 400m$) ·Fore, middle & background visible ·Layers greatly enhance the visual quality 	<ul style="list-style-type: none"> ·Undulating ·Natural lines ·Stimulation to look up to the sky 	<ul style="list-style-type: none"> ·High diversity of plant & animal species ·Vegetation seems native & spontaneous ·Visible changes & motion¹ 	<ul style="list-style-type: none"> ·Harmonious, natural, broken or warm colours ·Visibility of light & shade³ 	<ul style="list-style-type: none"> ·Physical & visual relations between elements are worked out ·Explicit spatial order, simplicity, harmony between natural & created 	<ul style="list-style-type: none"> ·Strongly influence overall perception 	<ul style="list-style-type: none"> ·Explicit ·Contrast to urban environment ·Accessible & safe ·No technology ·Invites to rest and relax ·Gives sense of solitude
4 3	<ul style="list-style-type: none"> ·Layers moderately enhance the overall visual quality 	<ul style="list-style-type: none"> ·Landform is not very significant to the setting OR ·Hard to say 	<ul style="list-style-type: none"> ·Moderate diversity of species ·Moderate changes & motion 	<ul style="list-style-type: none"> ·Moderate amount of contrasting colours ·Moderate amount of light & shade 	<ul style="list-style-type: none"> ·Physical visual relations are unclear OR ·Some elements disturbing the harmony & balance 	<ul style="list-style-type: none"> ·Are present but not important for the overall perception 	<ul style="list-style-type: none"> ·Moderate AND/OR ·Moderate sense of solitude AND/OR ·Less contrast with urban environment
2 1	<ul style="list-style-type: none"> ·Layers are not visible OR ·Layers do not enhance the overall visual quality 	<ul style="list-style-type: none"> ·Flat OR ·Rugged 	<ul style="list-style-type: none"> ·Low diversity of species ·No visible changes or motions OR ·Presence of bio-phobic phenomena² 	<ul style="list-style-type: none"> ·Lots of vivid contrasting colours ·Light & shade not visible 	<ul style="list-style-type: none"> ·Physical & visual relations not worked out well or not at all OR ·Chaos, clutter, lack of harmony 	<ul style="list-style-type: none"> ·No archetypal elements 	<ul style="list-style-type: none"> ·No character of peace & silence ·Busy ·No contrast with urban environment

¹Dynamic natural phenomena, e.g., seasonal diurnal changes of vegetation, flying birds, bees, etc. Ignore this point for photo evaluation.

²Biophobic phenomena include, but are not limited to, snakes, spiders, darkness, etc.

³In case of overcast weather, imagine the sunny conditions.

⁴Archetypal elements include water (still or running water body, waterfall, sea), path, clearing, mountain/hill, single old tree, stone, forest, desert, grave, circle, dome, arc.